

RECIPROICATION

# THE SAFEST. SIMPLY.

Smooth to use, minimally invasive.  
Why choose anything else?

# WHY CHOOSE ANYTHING ELSE ?

The latest generation of reciprocating files R-Motion® is safer than the main competitors due to FKG swiss quality standards.

## THE SAFEST\*

A unique combination of advanced technology allows the reciprocation system to be less invasive and gives an radical safety advantage.

**PRODUCT RANGE :**  
R-Motion® includes a range of files to meet the needs of every case.

### GLIDE PATH FILES

R-Motion Glider



R-Motion Glider C



### SHAPING FILES

R-Motion 20



R-Motion 25



R-Motion 30



R-Motion 40



R-Motion 50



## SMOOTH TO USE

Enjoy reciprocation technology that feels smooth and brings a total peace of mind.

## SIMPLE

Thanks to the agile design of our files, a sequence of two instruments is sufficient in most cases. Simplicity itself.

### ONE SEQUENCE TO FIT MOST CASES

#### GLIDE PATH

R-Motion Glider



#### SHAPING

R-Motion 25

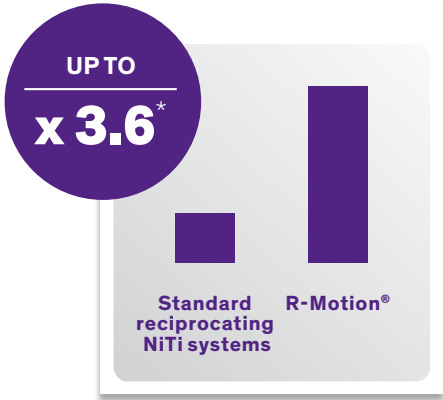


Choose your shaping file according to your therapeutic approach

R-Motion 30



\* Based on cyclic fatigue internal tests, compared with equivalent competitors' instruments.



## GREATER RESISTANCE TO CYCLIC FATIGUE

R-Motion® instruments have a high resistance to cyclic fatigue through our proprietary heat treatment. Higher cyclic fatigue resistance is known to reduce the risk of instrument fracture, hence improving patient safety.




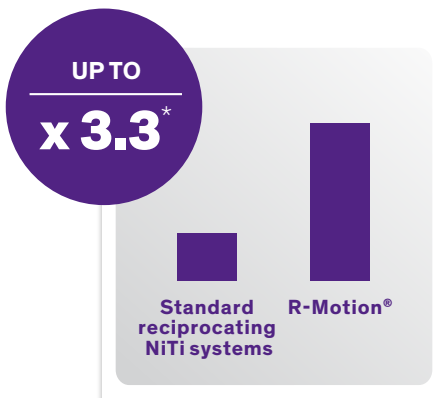
# UP TO 3.6 x MORE RESISTANT

## HIGHER FLEXIBILITY

Thanks to an exclusive heat treatment process, recognisable by the blue colour of the instrument, R-Motion® offers improved flexibility enabling clinicians to treat a wide range of canal anatomies.

## LOWER SCREWING EFFECT

R-Motion® is designed to reduce the screwing effect, allowing the clinician to have a better control of the progression in the canal.



\* Based on internal laboratory results compared with equivalent competitors' instruments.

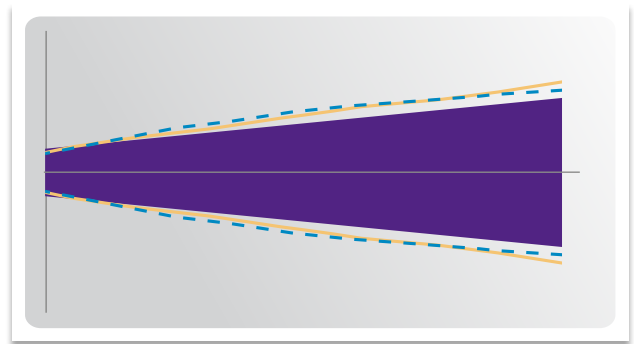

# LESS INVASIVE



## BETTER RESPECT OF THE CANAL ANATOMY

R-Motion®'s increased flexibility and design allows for better centring ability and respect of the canal anatomy.

The thinner core sizes of R-Motion® instruments are less invasive than equivalent competitors' files, diminishing the risk of excessive dentine removal and minimizing the impact on non-infected areas.



■ R-Motion 30    — Standard reciprocating NiTi systems

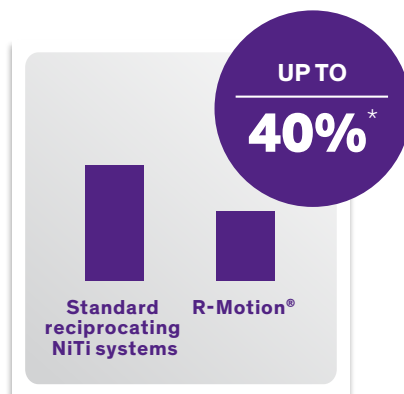
## IMPROVED CUTTING EFFICIENCY

The rounded triangular cross-section with sharp cutting edges and a new, optimised file tip\*\*, provide the perfect combination for high cutting efficiency down to the apex, while preserving dentine.



## LOWER STRESS ON DENTINE

The exclusive R-Motion® design and thinner core size significantly reduce the stress on dentine during root canal treatment.




\* Based on internal laboratory results compared with equivalent competitors' instruments.  
\*\* Patent pending.


# PRODUCT REFERENCES

## RECIPROCATING GLIDE PATH INSTRUMENTS

### R-Motion Glider


 15/.03	3× 21mm	S1.7B0.00.0GM.FK
	3× 25mm	S1.7B0.00.0GN.FK
	3× 31mm	S1.7B0.00.0GO.FK

### R-Motion Glider C


 15/.03	3× 21mm	S1.7B0.00.0HT.FK
	3× 25mm	S1.7B0.00.0HU.FK
	3× 31mm	S1.7B0.00.0HV.FK

## RECIPROCATING SHAPING INSTRUMENTS


### R-Motion 20

 20/.04	3× 21mm	S1.7B0.00.0HQ.FK
	3× 25mm	S1.7B0.00.0HR.FK
	3× 31mm	S1.7B0.00.0HS.FK


### R-Motion 25

 25/.06	3× 21mm	S1.7B0.00.0FR.FK
	3× 25mm	S1.7B0.00.0FS.FK
	3× 31mm	S1.7B0.00.0FT.FK


### R-Motion 30

 30/.04	3× 21mm	S1.7B0.00.0FI.FK
	3× 25mm	S1.7B0.00.0FL.FK
	3× 31mm	S1.7B0.00.0FO.FK

### R-Motion 40





 40/.04	3× 21mm	S1.7B0.00.0FJ.FK
	3× 25mm	S1.7B0.00.0FM.FK
	3× 31mm	S1.7B0.00.0FP.FK

### R-Motion 50

 50/.04	3× 21mm	S1.7B0.00.0FK.FK
	3× 25mm	S1.7B0.00.0FN.FK
	3× 31mm	S1.7B0.00.0FQ.FK





## PAPER POINTS

### Box of 200 Paper Points

	<b>25/.06</b>	08.610.06.025.BC
	<b>30/.04</b>	08.610.04.030.BC
	<b>40/.04</b>	08.610.04.040.BC
	<b>50/.04</b>	08.610.04.050.BC





## GUTTA PERCHA

### Box of 60 Gutta Percha

	<b>25/.06</b>	08.600.06.025.RE
	<b>30/.04</b>	08.600.04.030.RE
	<b>40/.04</b>	08.600.04.040.RE
	<b>50/.04</b>	08.600.04.050.RE

## TOTALFILL® BC POINTS™

### Box of 60 BC Points

	<b>25/.06</b>	08.650.06.025.RE
	<b>30/.04</b>	08.650.04.030.RE
	<b>40/.04</b>	08.650.04.040.RE
	<b>50/.04</b>	08.650.04.050.RE

## TOTALFILL® BC SEALER™




### Syringe 2g + 15 TotalFill BC Tips



08.650.00.007.XX

## TOTALFILL® BC POINTS™ HIFLOW

### Box of 60 BC Points HiFlow

	<b>30/.04</b>	08.650.04.030.HF
	<b>40/.04</b>	08.650.04.040.HF
	<b>50/.04</b>	08.650.04.050.HF

## TOTALFILL® BC SEALER™ HIFLOW

### Syringe 1.5g + 15 TotalFill BC Tips



08.650.00.008.XX

[www.fkg.ch/r-motion](http://www.fkg.ch/r-motion)



# EMPOWER ENDO

**FKG Dentaire Sàrl**  
Le Crêt-du-Loche 4  
2322 Le Crêt-du-Loche  
Switzerland  
T +41 32 924 22 44

[info@fkg.ch](mailto:info@fkg.ch)  
[www.fkg.ch](http://www.fkg.ch)

